

1 (1) "Agency" mean any agency, commission, authority, board,
2 bureaus or the organization of Chuuk State Government as established by law
3 and not specifically part of one of the three branches of the Chuuk State
4 Government.

5 (2) "Appropriation" refers to a law enacted by Chuuk State
6 Legislature which authorizes Chuuk State Government to incur obligations and
7 to make payment out of the Chuuk State Treasury in accordance with the
8 Constitution of the State of Chuuk.

9 (3) "Compact" refers to the Compact of Free Association, as
10 amended, and its related agreements entered into between the Government of the
11 Federated States of Micronesia and the Government of the United States and as
12 Enacted as United States Public Law No. 108-188.

13 (4) "Departments" refers to any departments and offices as prescribed
14 in the Executive Organization Act of 2004, as amended.

15 (5) "Fiscal Procedure Agreement" means the Agreement concerning
16 procedures for the implementation of the United States Economic Assistance
17 Provided in the Compact of Free Association, as amended between the
18 Government of the Federated States of Micronesia and the Government of the
19 United States of America.

20 (6) "Fiscal Year" refers to each one-year period beginning October 1,
21 and ending on the next following September 30. Each Fiscal Year shall be
22 designated by number of the calendar year in which such Fiscal Year ends.

23 (7) "Governor" means the Governor of the State of Chuuk.

24 (8) "Internal Operations" means the internal operations of the
25 Executive, Legislative and Judiciary Branches of the Chuuk State Government,
26 State Boards, Commissions, Authorities and other programs.

27 **Section 2. Appropriation.** The Legislature hereby authorized for appropriations
28 of the sum of \$41,652,984, or so much thereof, to fund the internal operations of the
29 Chuuk State Government for fiscal year ending September 30, 2015 provided, however
30 that the amount authorized and appropriated may be adjusted by a later duly enacted
31 statutes, if warranted by the state's economic and financial condition. The funds deriving

1 from the Compact Sectorial Grants are herein authorized and appropriated subject to the
 2 conditions and requirements imposed on the uses and allocations of such fund or funds as
 3 prescribed by Fiscal Procedure Agreement and such relevant Grant Awards.

4 **Section 3. Operating Expenses of the Executive Branch.** The sum of
 5 \$25,640,998, or so much thereof as may be necessary, is hereby appropriated from the
 6 General Fund of the State for the fiscal year ending September 30, 2015, for the purpose
 7 of funding the internal operations of the Executive Branch of the Chuuk State
 8 Government. The Governor shall be the allottee of these funds. These funds shall be
 9 apportioned as follows:

| 10 | Department | Compact | Local | Total |
|----|--|-------------------|---------|-------------------|
| 11 | A. HEALTH SERVICES | | | |
| 12 | 1. Personnel | 4,105,392 | -0- | 4,105,392 |
| 13 | 2. Travel | 112,932 | -0- | 112,932 |
| 14 | 3. All Others | | | |
| 15 | i. Contr Serv. | 951,581 | -0- | 951,581 |
| 16 | ii. OCE | 3,388,744 | -0- | 3,388,744 |
| 17 | | | | |
| 18 | iii. Fixed Asst. | 86,164 | -0- | 86,164 |
| 19 | <i>Sub-Total</i> | <i>8,650,379</i> | | <i>8,650,379</i> |
| 20 | B. EDUCATION | | | |
| 21 | 1. Personnel | 8,077,914 | | 8,077,914 |
| 22 | 2. Travel | 174,696 | -0- | 174,696 |
| 23 | 3. All Others | | | |
| 24 | i. Contr Serv. | 1,823,352 | -0- | 1,823,352 |
| 25 | ii. OCE | 2,511,202 | | 2,511,202 |
| 26 | iii. Fixed Assets | 431,186 | | 431,186 |
| 27 | <i>Sub-Total</i> | <i>13,018,350</i> | -0- | <i>13,018,350</i> |
| 28 | C. DEPARTMENT OF ADMINISTRATIVE SERVICES | | | |
| 29 | 1. Personnel | 523,105 | 312,378 | 835,483 |
| 30 | 2. Travel | 29,380 | -0- | 29,380 |
| 31 | 3. All Others | | | |

| | | | | |
|----|---|---------|---------|-----------|
| 1 | i. Contr Serv. | 21,500 | 43,750 | 65,250 |
| 2 | ii. OCE | 57,900 | 31,352 | 89,252 |
| 3 | iii. Fixed Asset | 3,000 | 2,500 | 5,500 |
| 4 | <i>Sub-Total</i> | 634,885 | 389,980 | 1,024,865 |
| 5 | D. MARINE RESOURCES | | | |
| 6 | 1. Personnel | 174,285 | 13,500 | 187,785 |
| 7 | 2. Travel | 11,000 | -0- | 11,000 |
| 8 | 3. All Others | | | |
| 9 | i. Contr Serv. | 14,000 | -0- | 14,000 |
| 10 | ii. OCE | 40,000 | -0- | 40,000 |
| 11 | iii. Fixed Assets | -0- | -0- | -0- |
| 12 | <i>Sub-Total</i> | 239,285 | 13,500 | 252,785 |
| 13 | E. AGRICULTURE | | | |
| 14 | 1. Personnel | 279,199 | -0- | 279,199 |
| 15 | 2. Travel | 24,500 | -0- | 24,500 |
| 16 | 3. All Others | | | |
| 17 | i. Contr Serv. | 20,000 | -0- | 20,000 |
| 18 | ii. OCE | 63,539 | -0- | 63,539 |
| 19 | iii. Fixed Assets | 2,500 | -0- | 2,500 |
| 20 | <i>Sub-Total</i> | 389,738 | -0- | 389,738 |
| 21 | F. PUBLIC SAFETY | | | |
| 22 | 1. Personnel | -0- | 689,742 | 689,742 |
| 23 | 2. Travel | -0- | 3,345 | 3,345 |
| 24 | 3. All Others | | | |
| 25 | i. Contr Serv. | -0- | 32,613 | 32,613 |
| 26 | ii. OCE | -0- | 85,891 | 85,891 |
| 27 | iii. Fixed Assets | -0- | -0- | -0- |
| 28 | <i>Sub-Total</i> | -0- | 811,591 | 811,591 |
| 29 | G. PUBLIC WORKS AND TRANSPORTATION | | | |
| 30 | 1. Personnel | -0- | 569,281 | 569,281 |
| 31 | 2. Travel | -0- | 1,745 | 1,745 |

| | | | | |
|----|----------------------|------------|-----------|------------|
| 1 | 3. All Others | | | |
| 2 | i. Contr Serv. | -0- | 6,000 | 6,000 |
| 3 | ii. OCE | -0- | 190,700 | 190,700 |
| 4 | iii. Fixed Assets | -0- | 5,156 | 5,156 |
| 5 | <i>Sub-Total</i> | -0- | 772,882 | 772,882 |
| 6 | H. GOVERNOR'S OFFICE | | | |
| 7 | 1. Personnel | -0- | 187,344 | 187,344 |
| 8 | 2. Travel | -0- | 30,000 | 30,000 |
| 9 | 3. All Others | | | |
| 10 | i. Contr Serv. | -0- | 186,625 | 186,625 |
| 11 | ii. OCE | -0- | 66,250 | 66,250 |
| 12 | iii. Fixed Assets | -0- | -0- | -0- |
| 13 | <i>Sub-Total</i> | -0- | 470,210 | 470,210 |
| 14 | I. ATTORNEY GENERAL | | | |
| 15 | 1. Personnel | -0- | 193,818 | 193,818 |
| 16 | 2. Travel | -0- | 16,000 | 16,000 |
| 17 | 3. All Others | | | |
| 18 | i. Contr Serv. | -0- | 19,380 | 19,380 |
| 19 | ii. OCE | -0- | 21,000 | 21,000 |
| 20 | iii. Fixed Assets | -0- | -0- | -0- |
| 21 | <i>Sub-Total</i> | -0- | 250,198 | 250,198 |
| 22 | Total Executive Br | 22,932,637 | 2,708,361 | 25,640,998 |

23 **Section 4. Operating Expenses of the Legislative Branch.** The sum of
 24 \$2,229,701, or so much thereof as may be necessary, is hereby appropriated from the
 25 General Fund of the State for the Fiscal year ending September 30, 2015, for the purpose
 26 of funding the operation of the Legislative Branch of the Chuuk State Government. The
 27 President and the Speaker shall be the allottee of the funds. The funds shall be
 28 apportioned as follows:

| 29 | LEGISLATIVE | COMPACT | LOCAL | TOTAL |
|----|--------------|---------|-----------|-----------|
| 30 | 1. Personnel | -0- | 1,665,245 | 1,665,245 |
| 31 | 2. Travel | -0- | 149,375 | 149,375 |

| | | | | |
|---|-------------------|-----|-----------|-----------|
| 1 | 3. All Others | | | |
| 2 | i. Contr Serv. | -0- | 287,900 | 287,900 |
| 3 | ii. OCE | -0- | 124,181 | 124,181 |
| 4 | iii. Fixed Assets | -0- | 3,000 | 3,000 |
| 5 | <i>Sub-Total</i> | -0- | 2,229,701 | 2,229,701 |

6 **Section 5. Operating Expenses of the Judiciary Branch.** The sum of \$518,145,
7 or so much thereof as may be necessary, is hereby appropriated from the General Fund of
8 the State for the fiscal year ending September 30, 2015, for the purpose of funding the
9 operation of the Judiciary Branch of the Chuuk State Government. The Chief Justice
10 shall be the allottee of the funds. The funds shall be apportioned as follows:

| 11 | JUDICIARY | COMPACT | LOCAL | TOTAL |
|----|-------------------|---------|---------|---------|
| 12 | 1. Personnel | -0- | 432,924 | 432,924 |
| 13 | 2. Travel | -0- | 12,519 | 12,519 |
| 14 | 3. All Others | | | |
| 15 | i. Contr Serv. | -0- | 20,702 | 20,702 |
| 16 | ii. OCE | -0- | 52,000 | 52,000 |
| 17 | iii. Fixed Assets | -0- | -0- | -0- |
| 18 | <i>Sub-Total</i> | -0- | 518,145 | 518,145 |

19 **Section 6. Operating Expenses of the Public Auditor's Office.** The sum of
20 \$259,158, or so much thereof as may be necessary, is hereby appropriated from the
21 General Fund of the State for the fiscal year ending September 30, 2015, for the purpose
22 of funding the operation of the Public Auditor's Office of the Chuuk State Government.
23 The Public Auditor shall be the allottee of the funds. The funds shall be apportioned as
24 follows:

| 25 | PUBLIC AUDITOR | COMPACT | LOCAL | TOTAL |
|----|----------------|---------|-------|---------|
| 26 | 1. Personnel | 180,744 | -0- | 180,744 |
| 27 | 2. Travel | 26,644 | -0- | 26,644 |
| 28 | 3. All Others | | | |
| 29 | i. Contr Serv. | 24,570 | -0- | 24,570 |
| 30 | | | | |
| 31 | ii. OCE | 24,200 | -0- | 24,200 |

| | | | | |
|---|-------------------|----------------|-----|----------------|
| 1 | iii. Fixed Assets | 3,000 | -0- | 3,000 |
| 2 | <i>Sub-Total</i> | <i>259,158</i> | -0- | <i>259,158</i> |

3 **Section 7. Operation of the Commissions, Boards, Agencies, and**

4 **Authorities.** The sum of \$ 1,915,224, or so much thereof as may be necessary,
5 is hereby appropriated from the General Fund of the State for the period ending
6 September 30, 2015, for the purpose of funding the operational expenses of the
7 Commissions, Boards, Agencies, and Authorities of the Chuuk State Government.
8 The Governor shall be the allottee of these funds. These funds shall be
9 apportioned as follows:

| 10 | ACTIVITIES | COMPACT | LOCAL | TOTAL |
|----|------------------------|---------|----------------|----------------|
| 11 | A. LAND COMMISSION | | | |
| 12 | 1. Personnel | -0- | 105,660 | 105,660 |
| 13 | 2. Travel | -0- | 4,000 | 4,000 |
| 14 | 3. All Others | | | |
| 15 | i. Contr. Serv. | -0- | 1,000 | 1,000 |
| 16 | ii. OCE | -0- | 8,000 | 8,000 |
| 17 | iii. Fixed Assets | -0- | -0- | -0- |
| 18 | <i>Sub-Total</i> | | <i>118,660</i> | <i>118,660</i> |
| 19 | B. ELECTION COMMISSION | | | |
| 20 | 1. Personnel | -0- | 82,538 | 82,538 |
| 21 | 2. Travel | -0- | -0- | -0- |
| 22 | 3. All Others | | | |
| 23 | i. Contr. Serv. | -0- | -0- | -0- |
| 24 | ii. OCE | -0- | 157,500 | 157,500 |
| 25 | iii. Fixed Assets | -0- | -0- | -0- |
| 26 | <i>Sub-Total</i> | -0- | <i>240,038</i> | <i>240,038</i> |
| 27 | C. Recreation Board | | | |
| 28 | 1. Personnel | -0- | -0- | -0- |
| 29 | 2. Travel | -0- | -0- | -0- |
| 30 | 3. All Others | | | |
| 31 | i. Contr Serv. | -0- | -0- | -0- |

| | | | | |
|----|-----------------------|---------|--------|---------|
| 1 | ii. OCE | -0- | -0- | -0- |
| 2 | iii. Fixed Assets | -0- | -0- | -0- |
| 3 | <i>Sub-Total</i> | -0- | -0- | -0- |
| 4 | D. SCHOLARSHIP BOARD | | | |
| 5 | 1. Personnel | 22,314 | -0- | 22,314 |
| 6 | 2. Travel | 3,656 | -0- | 3,656 |
| 7 | 3. All Others | | | |
| 8 | i. Contr Serv. | 405,959 | -0- | 405,959 |
| 9 | ii. OCE | 13,800 | -0- | 13,800 |
| 10 | iii. Fixed Assets | -0- | -0- | -0- |
| 11 | <i>Sub-Total</i> | 445,729 | -0- | 445,729 |
| 12 | E. HOUSING AUTHORITY | | | |
| 13 | 1. Personnel | -0- | 51,210 | 51,210 |
| 14 | 2. Travel | -0- | -0- | -0- |
| 15 | 3. All Others | | | |
| 16 | i. Contr Serv. | -0- | -0- | -0- |
| 17 | ii. OCE | -0- | 5,700 | 5,700 |
| 18 | iii. Fixed Assets | -0- | -0- | -0- |
| 19 | <i>Sub-Total</i> | -0- | 56,910 | 56,910 |
| 20 | F. CEPA | | | |
| 21 | 1. Personnel | 165,287 | -0- | 165,287 |
| 22 | 2. Travel | 9,000 | -0- | 9,000 |
| 23 | 3. All Others | | | |
| 24 | i. Contr. Serv. | 75,690 | -0- | 75,690 |
| 25 | ii. OCE | 60,800 | -0- | 60,800 |
| 26 | iii. Fixed Assets | 34,372 | -0- | 34,372 |
| 27 | <i>Sub-Total</i> | 345,149 | -0- | 345,149 |
| 28 | G. BOARD OF EDUCATION | | | |
| 29 | 1. Personnel | -0- | -0- | -0- |
| 30 | 2. Travel | 8,598 | -0- | 8,598 |
| 31 | 3. All Others | | | |

| | | | | |
|----|-------------------------------------|-----------|---------|-----------|
| 1 | i. Contr. Serv. | -0- | -0- | -0- |
| 2 | ii. OCE | 19,300 | -0- | 19,300 |
| 3 | iii. Fixed Assets | -0- | -0- | -0- |
| 4 | <i>Sub-Total</i> | 27,898 | -0- | 27,898 |
| 5 | H. PUBLIC SERVICE COMMISSION | | | |
| 6 | 1. Personnel | -0- | 115,527 | 115,527 |
| 7 | 2. Travel | -0- | 3,706 | 3,706 |
| 8 | 3. All Others | | | |
| 9 | i. Contr. Serv. | -0- | 25,000 | 25,000 |
| 10 | ii. OCE | -0- | 15,000 | 15,000 |
| 11 | iii. Fixed Assets | -0- | -0- | -0- |
| 12 | <i>Sub-Total</i> | -0- | 159,233 | 159,233 |
| 13 | I. CHUUK VISITORS BUREAU | | | |
| 14 | 1. Personnel | 52,892 | -0- | 52,892 |
| 15 | 2. Travel | 21,050 | -0- | 21,050 |
| 16 | 3. All Others | | | |
| 17 | i. Contr Serv. | 67,891 | -0- | 67,891 |
| 18 | ii. OCE | 32,918 | -0- | 32,918 |
| 19 | iii. Fixed Assets | -0- | -0- | -0- |
| 20 | <i>Sub-Total</i> | 174,751 | -0- | 174,751 |
| 21 | J. COMPACT FUNDS CONTROL COMMISSION | | | |
| 22 | 1. Personnel | 20,278 | -0- | 20,278 |
| 23 | 2. Travel | 20,050 | -0- | 20,050 |
| 24 | 3. All Others | | | |
| 25 | i. Contr Serv. | 247,028 | -0- | 247,028 |
| 26 | ii. OCE | 49,500 | -0- | 49,500 |
| 27 | iii. Fixed Assets | 10,000 | -0- | 10,000 |
| 28 | <i>Sub-Total</i> | 346,856 | -0- | 346,856 |
| 29 | TOTAL | 1,340,383 | 574,841 | 1,915,224 |

30 Section 8. Operating Expenses of Other Programs/Grants.

The sum of

31 \$11,089,758, or so much thereof as may be necessary, is hereby appropriated from the

1 General Fund of the State for the fiscal year ending September 30, 2015, for the purpose
 2 of funding the operational expenses of Other State Programs. The Governor shall be the
 3 allottee of these funds. The funds shall be apportioned as follows:

| 4 | ACTIVITIES | COMPACT | LOCAL | TOTAL |
|----|------------------------|----------------|----------------|----------------|
| 5 | A. Municipal Operation | | | |
| 6 | 1. Personnel | -0- | -0- | -0- |
| 7 | 2. Travel | -0- | -0- | -0- |
| 8 | 3. All Others | | | |
| 9 | i. Contr Serv. | -0- | -0- | -0- |
| 10 | ii. OCE | -0- | 420,000 | 420,000 |
| 11 | iii. Fixed Assets | -0- | -0- | -0- |
| 12 | <i>Sub-Total</i> | -0- | <i>420,000</i> | <i>420,000</i> |
| 13 | B. Non Public School | | | |
| 14 | 1. Personnel | -0- | -0- | -0- |
| 15 | 2. Travel | -0- | -0- | -0- |
| 16 | 3. All Others | | | |
| 17 | i. Contr Serv. | -0- | -0- | -0- |
| 18 | ii. OCE | 200,000 | -0- | 200,000 |
| 19 | iii. Fixed Assets | -0- | -0- | -0- |
| 20 | <i>Sub-Total</i> | <i>200,000</i> | -0- | <i>200,000</i> |
| 21 | C. Rural Development | | | |
| 22 | 1. Personnel | -0- | 24,300 | 24,300 |
| 23 | 2. Travel | -0- | -0- | -0- |
| 24 | 3. All Others | | | |
| 25 | i. Contr Serv. | -0- | -0- | -0- |
| 26 | ii. OCE | -0- | 1,200 | 1,200 |
| 27 | iii. Fixed Assets | -0- | -0- | -0- |
| 28 | <i>Sub-Total</i> | -0- | <i>25,500</i> | <i>25,500</i> |
| 29 | D. DAS Oversight | | | |
| 30 | 1. Personnel | 132,562 | -0- | 132,562 |
| 31 | 2. Travel | 34,240 | -0- | 34,240 |

| | | | | |
|----|--------------------------------|----------------|---------------|----------------|
| 1 | 3. All Others | | | |
| 2 | i. Contr Serv. | 180,934 | -0- | 180,934 |
| 3 | ii. OCE | 18,866 | -0- | 18,866 |
| 4 | iii. Fixed Assets | -0- | -0- | -0- |
| 5 | <i>Sub-Total</i> | <i>366,602</i> | -0- | <i>366,602</i> |
| 6 | E. Peace Corps Office | | | |
| 7 | 1. Personnel | -0- | -0- | -0- |
| 8 | 2. Travel | -0- | -0- | -0- |
| 9 | 3. All Others | | | |
| 10 | i. Contr Serv. | -0- | 15,600 | 15,600 |
| 11 | ii. OCE | -0- | -0- | -0- |
| 12 | iii. Fixed Assets | -0- | -0- | -0- |
| 13 | <i>Sub-Total</i> | -0- | <i>15,600</i> | <i>15,600</i> |
| 14 | F. Political Status Commission | | | |
| 15 | 1. Personnel | -0- | -0- | -0- |
| 16 | 2. Travel | -0- | -0- | -0- |
| 17 | 3. All Others | | | |
| 18 | i. Contr Serv. | -0- | -0- | -0- |
| 19 | ii. OCE | -0- | -0- | -0- |
| 20 | iii. Fixed Assets | -0- | -0- | -0- |
| 21 | <i>Sub-Total</i> | -0- | -0- | -0- |
| 22 | G. CSBDC (Small Business) | | | |
| 23 | 1. Personnel | 49,319 | -0- | 49,319 |
| 24 | | | | |
| 25 | 2. Travel | 17,604 | -0- | 17,604 |
| 26 | 3. All Others | | | |
| 27 | i. Contr Serv. | 16,441 | -0- | 16,441 |
| 28 | ii. OCE | 25,996 | -0- | 25,996 |
| 29 | | | | |
| 30 | iii. Fixed Assets | -0- | -0- | -0- |
| 31 | <i>Sub-Total</i> | <i>109,360</i> | -0- | <i>109,360</i> |

| | | | | |
|----|----------------------------|----------------|----------------|----------------|
| 1 | H. AG office Training Prog | | | |
| 2 | 1. Personnel | -0- | -0- | -0- |
| 3 | 2. Travel | -0- | -0- | -0- |
| 4 | 3. All Others | | | |
| 5 | i. Contr Serv. | -0- | -0- | -0- |
| 6 | ii. OCE | -0- | -0- | -0- |
| 7 | iii. Fixed Assets | -0- | -0- | -0- |
| 8 | Sub-Total | -0- | -0- | -0- |
| 9 | I. COM Land Grant | | | |
| 10 | 1. Personnel | 58,653 | -0- | 58,653 |
| 11 | 2. Travel | 2,500 | -0- | 2,500 |
| 12 | 3. All Others | | | |
| 13 | i. Contr Serv. | 3,000 | -0- | 3,000 |
| 14 | ii. OCE | 25,584 | -0- | 25,584 |
| 15 | iii. Fixed Assets | 18,000 | -0- | 18,000 |
| 16 | Sub-Total | 107,737 | -0- | 107,737 |
| 17 | J. IMF | | | |
| 18 | 1. Personnel | -0- | -0- | -0- |
| 19 | 2. Travel | -0- | -0- | -0- |
| 20 | 3. All Others | | | |
| 21 | i. Contr Serv. | -0- | -0- | -0- |
| 22 | ii. OCE | -0- | -0- | -0- |
| 23 | iii. Fixed Assets | -0- | 456,004 | 456,004 |
| 24 | Sub-Total | -0- | 456,004 | 456,004 |
| 25 | K. PSC | | | |
| 26 | 1. Personnel | -0- | -0- | -0- |
| 27 | 2. Travel | -0- | -0- | -0- |
| 28 | 3. All Others | | | |
| 29 | i. Contr Serv. | -0- | -0- | -0- |
| 30 | ii. OCE | -0- | -0- | -0- |
| 31 | iii. Fixed Assets | -0- | -0- | -0- |

| | | | | |
|----|--------------------------|-----------|--------|-----------|
| 1 | <i>Sub-Total</i> | -0- | -0- | -0- |
| 2 | L. Chuuk House | | | |
| 3 | 1. Personnel | -0- | 42,750 | 42,750 |
| 4 | 2. Travel | -0- | -0- | -0- |
| 5 | 3. All Others | | | |
| 6 | i. Contr Serv. | -0- | 6,300 | 6,300 |
| 7 | ii. OCE | -0- | 23,332 | 23,332 |
| 8 | iii. Fixed Assets | -0- | -0- | -0- |
| 9 | <i>Sub-Total</i> | -0- | 72,382 | 72,382 |
| 10 | M. Public Infra Grant | | | |
| 11 | 1. Personnel | -0- | -0- | -0- |
| 12 | 2. Travel | -0- | -0- | -0- |
| 13 | 3. All Others | | | |
| 14 | i. Contr Serv. | -0- | -0- | -0- |
| 15 | ii. OCE | -0- | -0- | -0- |
| 16 | iii. Fixed Assets | 9,120,073 | -0- | 9,120,073 |
| 17 | <i>Sub-Total</i> | 9,120,073 | -0- | 9,120,073 |
| 18 | N. Planning & Statistics | | | |
| 19 | 1. Personnel | -0- | -0- | -0- |
| 20 | 2. Travel | 8,000 | -0- | 8,000 |
| 21 | 3. All Others | | | |
| 22 | i. Contr Serv. | 96,300 | -0- | 96,300 |
| 23 | ii. OCE | 27,200 | -0- | 27,200 |
| 24 | iii. Fixed Assets | -0- | -0- | -0- |
| 25 | <i>Sub-Total</i> | 131,500 | -0- | 131,500 |
| 26 | O. Airport Training Prog | | | |
| 27 | 1. Personnel | -0- | -0- | -0- |
| 28 | 2. Travel | 30,000 | -0- | 30,000 |
| 29 | 3. All Others | | | |
| 30 | i. Contr Serv. | -0- | -0- | -0- |
| 31 | ii. OCE | -0- | -0- | -0- |

| | | | | |
|----|------------------------------------|-------------------|------------------|-------------------|
| 1 | iii. Fixed Assets | -0- | -0- | -0- |
| 2 | <i>Sub-Total</i> | <i>30,000</i> | -0- | <i>30,000</i> |
| 3 | P. Overseas Development Assistance | | | |
| 4 | 1. Personnel | -0- | -0- | -0- |
| 5 | 2. Travel | -0- | -0- | -0- |
| 6 | 3. All Others | | | |
| 7 | i. Contr Serv. | -0- | 30,000 | 30,000 |
| 8 | ii. OCE | -0- | -0- | -0- |
| 9 | iii. Fixed Assets | -0- | -0- | -0- |
| 10 | <i>Sub-Total</i> | -0- | <i>30,000</i> | <i>30,000</i> |
| 11 | Q. MLSC | | | |
| 12 | 1. Personnel | -0- | -0- | -0- |
| 13 | 2. Travel | -0- | -0- | -0- |
| 14 | 3. All Others | | | |
| 15 | i. Contr Serv. | -0- | -0- | -0- |
| 16 | ii. OCE | -0- | 5,000 | 5,000 |
| 17 | iii. Fixed Assets | -0- | -0- | -0- |
| 18 | <i>Sub-Total</i> | -0- | <i>5,000</i> | <i>5,000</i> |
| 19 | <i>Sub-Total</i> | <i>10,065,272</i> | <i>1,024,486</i> | <i>11,089,758</i> |
| 20 | GRAND TOTAL | 34,597,450 | 7,055,534 | 41,652,984 |

21 **Section 9. Employment Ceiling:** The employment ceiling under this Act sets the
22 maximum number of positions of the Chuuk State Government as
23 authorized as follows;

24 **A. EXECUTIVE BRANCH**

| | | |
|----|----------------------------------|-----|
| 25 | 1. Health Services | 429 |
| 26 | 2. Education | 834 |
| 27 | 3. Administrative Services | 74 |
| 28 | 4. Marine Resources | 24 |
| 29 | 5. Agriculture | 47 |
| 30 | 6. Public Works & Transportation | 83 |
| 31 | 7. Public Safety | 111 |

| | | |
|----|------------------------------------|-------|
| 1 | 8. Governor's Office | 11 |
| 2 | 9. Attorney General | 10 |
| 3 | B. LEGISLATIVE BRANCH | 75 |
| 4 | C. JUDICIARY BRANCH | 24 |
| 5 | D. PUBLIC AUDITOR | 5 |
| 6 | E. BOARDS & COMMISSIONS: | |
| 7 | 1. Land Commission | 10 |
| 8 | 2. Election Board | 8 |
| 9 | 3. Environmental Protection Agency | 11 |
| 10 | 4. Housing Authority | 5 |
| 11 | 5. Public Service Commission | 10 |
| 12 | 6. Visitors Bureau | 4 |
| 13 | 7. Recreation Board | 0 |
| 14 | 8. Scholarship Board | 2 |
| 15 | 9. Independent Prosecutor | 0 |
| 16 | 10. Board of Education | 0 |
| 17 | 11. CFCC | 0 |
| 18 | 12. Small Business | 4 |
| 19 | 13. Rural Development | 2 |
| 20 | 14. COM Land Grant | 9 |
| 21 | 15. DAS Oversight | 4 |
| 22 | TOTAL | 1,796 |

23 **Section. 10. Filling of Vacancy Prohibited.** Filling of any vacancy
24 created as a result of the requirement of the State Mandatory Retirement Act which are
25 sourced from local revenue funds is hereby prohibited. All such vacancies shall remain
26 unfilled during the term of this budget act. The employment ceiling set forth in this
27 section shall apply to every department or office in the Executive Branch, Legislative
28 Branch, Judicial Branch, State Public Auditor, and Boards, and Commissions. The
29 positions so set forth shall apply to all regular employment contracts with terms of one
30 year or more. Any additional positions to the above employment ceiling are void and
31 shall be deleted automatically during subsequent budget consideration. Any person hired


1 in violation of the employment ceiling shall not be a legal employee of Chuuk State, and
2 shall not be entitled to any compensation or other employment benefits.

3 **Section 11. Reprogramming.** Allottees of funds herein appropriated are
4 authorized to reprogram not more than fifteen (15%) percent of the appropriated line
5 items, provided, that the line items in which the reprogram amounts goes into shall also
6 have sums appropriated therein. Reprogramming shall be allowed only from unused non-
7 personnel line items and within the Department or Office, PROVIDED HOWEVER,
8 reprogramming may be authorized for such funds appropriated from sources including
9 funding under Compact Sector Grants, PROVIDED FURTHERMORE, that the notice of
10 such funds needing to be re-programmed or re-allocated shall be received, signed and
11 approved by the Presiding Officers of the Legislature in order to be effective.


12 **Section 12. Obligation and Reversion of Funds:** All funds appropriated under
13 this act shall be allotted, disbursed and administered pursuant to the State Financial
14 Management act, the Contract Bidding Law and other applicable laws of the State. Every
15 allottee of funds under this act shall be responsible to ensure that the funds are used for
16 the purposes of which they are authorized and appropriated and no obligation of funds
17 shall exceed the amounts appropriated. Except as specifically provided in this act and the
18 budget worksheets which are hereby made a part of this Act that all funds not obligated
19 upon the expiration of 2015 fiscal year shall revert to the General Fund of the State for
20 subsequent appropriation.

21 **Section 13. Effective Date.** This Act shall take effect upon approval by the
22 Governor, or upon its becoming law without such approval.

Signed by:



Mark Mailo, President
Senate
Chuuk State Legislature

Attested:

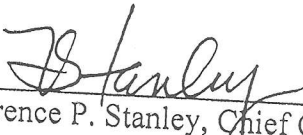

Songkinita Bossy, Chief Clerk
Senate
Chuuk State Legislature

Date:

May 19, 2014

Signed by: 
Innocente I. Oneisom, Speaker
House of Representatives
Chuuk State Legislature

Attested:


Florence P. Stanley, Chief Clerk
House of Representatives
Chuuk State Legislature

Date: 5/19/14

Approved by: _____
Johnson Elimo, Governor
Chuuk State Government

Date: _____

History : S.B.NO: 12-32;SD1;HD2;JCD2
: S.S.C.R. NO: 12-2R-08
: H.S.C.R. NO:
: J.C.C.R. NO: 12-2R-01(a)

EW NAMOPWUNG

A awora ewe ukukun \$41,652,984, seni ewe Mwonienapen Mwun Chuuk ren ewe fiscal year epwe mwuchuno September 30, 2015, ren fan asengessin mwonien amwokutun ewe Executive, Legislative, me Judiciary Branch non ewe Mwun Chuuk, Boards, Commissions, Authorities, Agencies, me ekkewe Ekkoch Programs, me epwe pwan forata ekkewe chochoon chon angang ren ew me ew Branch, Boards, Commissions, Authorities me ekkewe Agencies, epwe pwan repwotei ika met nonnomun ekkewe mwoni, me pwan ren ekkoch popun.

Epwe pwung meren ewe Aneepwungun Mwun Chuuk:

1 Tetten 1. Pwachetin Mwun Chuuk. Iei a opwungano ewe Budgetin Mwun
 2 Chuuk ren mwonien amwokutun ekkewe Executive, Legislative, me Judiciary Branches
 3 non ewe Mwuun Chuuk, State Public Auditor Office, Independent Prosecutor Office,
 4 ekkewe State Boards, Commissions, Authorities, Agencies, Bureaus me ekkewe Ekkoch
 5 Programs, fiti pwungun ewe pochokkun mi wor ren ewe Aneepwungun Chuuk me non
 6 Sopwun VIII, Tetten 4 me non ewe Chunapen Annuk (Chuuk State Constitution).

7 (a) Aukukun Mwoni Tonong. Ewe Mwuun Chukk mi kouk pwe epwe iei ukukun
 8 mwoni tonong me mwoni mi kawor ren ewe fiscal year epwe muchuno non September
 9 30, 2015.

| | | | |
|----|-----|---------------------------|---------------|
| 10 | (1) | Compact Sectorial Grants | |
| 11 | | a) Education | \$ 9,465,776 |
| 12 | | i) SEG | \$ 4,226,201 |
| 13 | | b) Health Sector | \$ 8,650,397 |
| 14 | | c) Public Infrastructure | \$ 9,120,073 |
| 15 | | d)Capacity Building | \$ 1,134,116 |
| 16 | | e) Private Sector | \$ 735,992 |
| 17 | | f) Environment | \$ 660,358 |
| 18 | | g) Other Compact Grant | \$ 604,555 |
| 19 | (2) | Local Revenues | \$ 7,055,534 |
| 20 | | Total Projections | \$ 41,652,984 |

21 (b) Awewen Foos. Nupwen an wor nounoun me non ei Namopwung,
 22 ekkewe mutunen foos:

1 (1) "Agency" wewen, ese nifinifin agency, commission, authority,
2 board, bureau, are ew mwich fan iten ewe Mwun Chuuk mi foruta me non annuk
3 me ese wesetan affat pwe kifetin ew me nein ekkewe unungat keangen ewe
4 Mwun Chuuk.

5 (2) "Kaworen Mwoni" a wewe ngeni annuk forien ewe Aneepwung
6 mi mumuta an ewe Mwun Chuuk epwe nounou me monawu mwoni seni ewe
7 State Treasury fiti pungun ewe Chunapen Annukun Mwun Chuuk.

8 (3) "Compact" a wewe ngeni ewe Compact of Free Association, ewe,
9 me ekkewe etipeew mine mei foruta nefinen ewe mwun Federated States of
10 Micronesia me ewe Mwun United States mi punguno me non annukun United
11 States Public Law 108-188.

12 (4) "Putai" a wewe ngeni ese nifinifin putai are ofes mei foruta fan
13 pungun ewe Organization Act non ewe 2004, an a piin ekkesiwin.

14 (5) "Fiscal Procedure Agreement" a wewe ngeni ewe atipeew mei
15 weneiti nounoun mwoni mi kawor seni ewe United States Economic Assistance
16 mi affat me non ewe Compact of Free Association fiti ekkesiwinin kewe nefinen
17 ewe Mwun Federated States of Micronesia me ewe Mwun United States of
18 America.

19 (6) "Fiscal Year" a wewe ngeni ewe fansoun ew year poputa October
20 1 me muchuno non ewe year epwe tapweto non September 30. Ewe fiscal year
21 epwe affat me non pwinin maram muchunon ewe Fiscal Year.

22 (7) "Kepina" a wewe ngeni ewe Kepina non Mwun Chuuk.

23 (8) "Internal Operations" a wewe ngeni angangen non ewe pekin
24 Apochokkuna Annuk, ewe Aneepwung, Pekin Kopwung an ewe Mwun Chuuk,
25 ekkewe State Boards, Commissions, Bureau, Authority me pwan ekkewe Ekkoch
26 Programs.

27 **Tetten 2. Kaworen Mwoni.** Ewe Aneepwungun Mwun Chuuk iei a mumuta an
28 epwe awora ewe ukukun \$41,652,984, ika fite ukukun epwe naaf, ngeni mwonien
29 amwokutun ewe Mwun Chuuk State non ewe fiscal year epwe muchuno non September
30 30, 2015 epwe pwan pwung pwe ewe ukukun a mumuta me kawor mei tongeni an epwe
31 pwan apungupung sefan ren pwan ew alluk mei kawor, ika pwe mei weneiti non fansoun

1 osukosuken mwoni. Ei aukukun mwoni mei kawor fan nurun ei Compact Sectorial
 2 Grants iei a kawor mumutan nounoun anongonong won met annukun nounoun kei mwoni
 3 mei for me kawor ren kaworen kei mwoni pwan fifi met mei mumuta me non ewe Fiscal
 4 Procedure Agreement pwan fiti met annukun kei Grant Awards.

5 **Tetten 3. Mwonien Amwokutun ewe Executive Branch.** Ewe ukukun
 6 \$25,640,998, ika fite ukukun epwe naaf, iei a kawor seni ewe Mwonienapen Mwun
 7 Chuuk ren ewe fiscal year epwe muchuno non September 30, 2015, ren fan asengsin
 8 amwokutun ewe Executive Branch non ewe Mwun Chuuk. Ewe Kepina epwe wisen
 9 allottee won ekkewe mwoni. Ekkewe mwoni epwe iei ussun nounoun:

| 10 | Department | Compact | Local | Total |
|----|--|-------------------|---------|-------------------|
| 11 | A. HEALTH SERVICES | | | |
| 12 | 1. Personnel | 4,105,392 | -0- | 4,105,392 |
| 13 | 2. Travel | 112,932 | -0- | 112,932 |
| 14 | 3. All Others | | | |
| 15 | i. Contr Serv. | 951,581 | -0- | 951,581 |
| 16 | ii. OCE | 3,388,744 | -0- | 3,388,744 |
| 17 | | | | |
| 18 | iii. Fixed Asst. | 86,164 | -0- | 86,164 |
| 19 | <i>Sub-Total</i> | <i>8,650,379</i> | | <i>8,650,379</i> |
| 20 | B. EDUCATION | | | |
| 21 | 1. Personnel | 8,077,914 | | 8,077,914 |
| 22 | 2. Travel | 174,696 | -0- | 174,696 |
| 23 | 3. All Others | | | |
| 24 | i. Contr Serv. | 1,823,352 | -0- | 1,823,352 |
| 25 | ii. OCE | 2,511,202 | | 2,511,202 |
| 26 | iii. Fixed Assets | 431,186 | | 431,186 |
| 27 | <i>Sub-Total</i> | <i>13,018,350</i> | -0- | <i>13,018,350</i> |
| 28 | C. DEPARTMENT OF ADMINISTRATIVE SERVICES | | | |
| 29 | 1. Personnel | 523,105 | 312,378 | 835,483 |
| 30 | 2. Travel | 29,380 | -0- | 29,380 |
| 31 | 3. All Others | | | |

| | | | | |
|----|------------------------------------|----------------|----------------|------------------|
| 1 | i. Contr Serv. | 21,500 | 43,750 | 65,250 |
| 2 | ii. OCE | 57,900 | 31,352 | 89,252 |
| 3 | iii. Fixed Asset | 3,000 | 2,500 | 5,500 |
| 4 | <i>Sub-Total</i> | <i>634,885</i> | <i>389,980</i> | <i>1,024,865</i> |
| 5 | D. MARINE RESOURCES | | | |
| 6 | 1. Personnel | 174,285 | 13,500 | 187,785 |
| 7 | 2. Travel | 11,000 | -0- | 11,000 |
| 8 | 3. All Others | | | |
| 9 | i. Contr Serv. | 14,000 | -0- | 14,000 |
| 10 | ii. OCE | 40,000 | -0- | 40,000 |
| 11 | iii. Fixed Assets | -0- | -0- | -0- |
| 12 | <i>Sub-Total</i> | <i>239,285</i> | <i>13,500</i> | <i>252,785</i> |
| 13 | E. AGRICULTURE | | | |
| 14 | 1. Personnel | 279,199 | -0- | 279,199 |
| 15 | 2. Travel | 24,500 | -0- | 24,500 |
| 16 | 3. All Others | | | |
| 17 | i. Contr Serv. | 20,000 | -0- | 20,000 |
| 18 | ii. OCE | 63,539 | -0- | 63,539 |
| 19 | iii. Fixed Assets | 2,500 | -0- | 2,500 |
| 20 | <i>Sub-Total</i> | <i>389,738</i> | <i>-0-</i> | <i>389,738</i> |
| 21 | F. PUBLIC SAFETY | | | |
| 22 | 1. Personnel | -0- | 689,742 | 689,742 |
| 23 | 2. Travel | -0- | 3,345 | 3,345 |
| 24 | 3. All Others | | | |
| 25 | i. Contr Serv. | -0- | 32,613 | 32,613 |
| 26 | ii. OCE | -0- | 85,891 | 85,891 |
| 27 | iii. Fixed Assets | -0- | -0- | -0- |
| 28 | <i>Sub-Total</i> | <i>-0-</i> | <i>811,591</i> | <i>811,591</i> |
| 29 | G. PUBLIC WORKS AND TRANSPORTATION | | | |
| 30 | 1. Personnel | -0- | 569,281 | 569,281 |
| 31 | 2. Travel | -0- | 1,745 | 1,745 |

| | | | | |
|----|----------------------|------------|-----------|------------|
| 1 | 3. All Others | | | |
| 2 | i. Contr Serv. | -0- | 6,000 | 6,000 |
| 3 | ii. OCE | -0- | 190,700 | 190,700 |
| 4 | iii. Fixed Assets | -0- | 5,156 | 5,156 |
| 5 | <i>Sub-Total</i> | -0- | 772,882 | 772,882 |
| 6 | H. GOVERNOR'S OFFICE | | | |
| 7 | 1. Personnel | -0- | 187,344 | 187,344 |
| 8 | 2. Travel | -0- | 30,000 | 30,000 |
| 9 | 3. All Others | | | |
| 10 | i. Contr Serv. | -0- | 186,625 | 186,625 |
| 11 | ii. OCE | -0- | 66,250 | 66,250 |
| 12 | iii. Fixed Assets | -0- | -0- | -0- |
| 13 | <i>Sub-Total</i> | -0- | 470,210 | 470,210 |
| 14 | I. ATTORNEY GENERAL | | | |
| 15 | 1. Personnel | -0- | 193,818 | 193,818 |
| 16 | 2. Travel | -0- | 16,000 | 16,000 |
| 17 | 3. All Others | | | |
| 18 | i. Contr Serv. | -0- | 19,380 | 19,380 |
| 19 | ii. OCE | -0- | 21,000 | 21,000 |
| 20 | iii. Fixed Assets | -0- | -0- | -0- |
| 21 | <i>Sub-Total</i> | -0- | 250,198 | 250,198 |
| 22 | Total Executive Br | 22,932,637 | 2,708,361 | 25,640,998 |

23 **Tetten 4. Mwonien Amwokutun ewe Aneepwungun Mwun Chuuk.** Ewe
24 ukukun \$2,229,701, ika fite epwe naaf, iei a kawor seni ewe Mwonienapen Mwun Chuuk
25 non ewe fiscal year epwe muchuno non September 30, 2015, ren fan asengesin mwonien
26 amwokutun ewe Aneepwungun Mwun Chuuk non ewe Mwun Chuuk. Ewe President me
27 ewe Speaker repwe wisen allottee won ekkewe mwoni. Ekkewe mwoni epwe iei ussun
28 nounoun :

| 29 | LEGISLATIVE | COMPACT | LOCAL | TOTAL |
|----|--------------|---------|-----------|-----------|
| 30 | 1. Personnel | -0- | 1,665,245 | 1,665,245 |
| 31 | 2. Travel | -0- | 149,375 | 149,375 |

| | | | | |
|---|-------------------|-----|-----------|-----------|
| 1 | 3. All Others | | | |
| 2 | i. Contr Serv. | -0- | 287,900 | 287,900 |
| 3 | ii. OCE | -0- | 124,181 | 124,181 |
| 4 | iii. Fixed Assets | -0- | 3,000 | 3,000 |
| 5 | <i>Sub-Total</i> | -0- | 2,229,701 | 2,229,701 |

6 **Tetten 5. Mwonien Amwokutun ewe Judiciary Branch.** Ewe ukukun
7 \$518,145, ika fite epwe naaf, iei a kawor seni ewe Mwonienapen ewe Mwun Chuuk ren
8 ewe fiscal year epwe mwuchuno non September 30, 2015, ren fan asengesin mwonien
9 amwokutun ewe Judiciary Branch non ewe Mwun Chuuk. Ewe Chief Justice epwe wisen
10 allottee won ekkewe mwoni. Ekkewe mwoni epwe iei ussun nounoun:

| 11 | JUDICIARY | COMPACT | LOCAL | TOTAL |
|----|-------------------|---------|---------|---------|
| 12 | 1. Personnel | -0- | 432,924 | 432,924 |
| 13 | 2. Travel | -0- | 12,519 | 12,519 |
| 14 | 3. All Others | | | |
| 15 | i. Contr Serv. | -0- | 20,702 | 20,702 |
| 16 | ii. OCE | -0- | 52,000 | 52,000 |
| 17 | iii. Fixed Assets | -0- | -0- | -0- |
| 18 | <i>Sub-Total</i> | -0- | 518,145 | 518,145 |

19 **Tetten 6. Mwonien Amwokutun ewe Ofesin Public Auditor.** Ewe ukukun
20 \$259,158, ika fite ukukun epwe naaf, iei a kawor seni ewe Mwonienapen ewe Mwun
21 Chuuk ren ewe fiscal year epwe mwuchuno non September 30, 2015, ren fan asengesin
22 mwonien amwokutun ewe Ofesin Public Auditor an ewe Mwun Chuuk. Ewe Public
23 Auditor epwe wisen allottee won ekkewe mwoni. Ekkewe mwoni epwe iei ussun
24 nounoun:

| 25 | PUBLIC AUDITOR | COMPACT | LOCAL | TOTAL |
|----|----------------|---------|-------|---------|
| 26 | 1. Personnel | 180,744 | -0- | 180,744 |
| 27 | 2. Travel | 26,644 | -0- | 26,644 |
| 28 | 3. All Others | | | |
| 29 | i. Contr Serv. | 24,570 | -0- | 24,570 |
| 30 | | | | |
| 31 | ii. OCE | 24,200 | -0- | 24,200 |

| | | | | |
|---|-------------------|----------------|-----|----------------|
| 1 | iii. Fixed Assets | 3,000 | -0- | 3,000 |
| 2 | <i>Sub-Total</i> | <i>259,158</i> | -0- | <i>259,158</i> |

3 Tetten 7. Mwonien Amwokutun ekkewe Commissions, Boards,
4 Agencies, me ekkewe Authorities.

5 Ewe ukukun \$ 1,915,224, ika fite ukukun
6 epwe naaf, iei a kawor seni ewe Mwonienapen ewe Mwuun Chuuk ren ewe fansun
7 epwe mwuchuno non September 30, 2015, ren fan asengessin mwonien
8 amwokutun ekkewe Commissions, Boards, Agencies, me ekkewe Authorities non
9 ei Mwuun Chuuk. Ewe Kepina epwe wisen allottee won ekkewe mwoni.
10 Ekkewe mwoni epwe iei ussun nounoun:

| 11 | ACTIVITIES | COMPACT | LOCAL | TOTAL |
|----|------------------------|---------|----------------|----------------|
| 12 | A. LAND COMMISSION | | | |
| 13 | 1. Personnel | -0- | 105,660 | 105,660 |
| 14 | 2. Travel | -0- | 4,000 | 4,000 |
| 15 | 3. All Others | | | |
| 16 | i. Contr. Serv. | -0- | 1,000 | 1,000 |
| 17 | ii. OCE | -0- | 8,000 | 8,000 |
| 18 | iii. Fixed Assets | -0- | -0- | -0- |
| 19 | <i>Sub-Total</i> | | <i>118,660</i> | <i>118,660</i> |
| 20 | B. ELECTION COMMISSION | | | |
| 21 | 1. Personnel | -0- | 82,538 | 82,538 |
| 22 | 2. Travel | -0- | -0- | -0- |
| 23 | 3. All Others | | | |
| 24 | i. Contr. Serv. | -0- | -0- | -0- |
| 25 | ii. OCE | -0- | 157,500 | 157,500 |
| 26 | iii. Fixed Assets | -0- | -0- | -0- |
| 27 | <i>Sub-Total</i> | -0- | <i>240,038</i> | <i>240,038</i> |
| 28 | C. Recreation Board | | | |
| 29 | 1. Personnel | -0- | -0- | -0- |
| 30 | 2. Travel | -0- | -0- | -0- |
| 31 | 3. All Others | | | |
| | i. Contr Serv. | -0- | -0- | -0- |

| | | | | |
|----|-----------------------|---------|--------|---------|
| 1 | ii. OCE | -0- | -0- | -0- |
| 2 | iii. Fixed Assets | -0- | -0- | -0- |
| 3 | <i>Sub-Total</i> | -0- | -0- | -0- |
| 4 | D. SCHOLARSHIP BOARD | | | |
| 5 | 1. Personnel | 22,314 | -0- | 22,314 |
| 6 | 2. Travel | 3,656 | -0- | 3,656 |
| 7 | 3. All Others | | | |
| 8 | i. Contr Serv. | 405,959 | -0- | 405,959 |
| 9 | ii. OCE | 13,800 | -0- | 13,800 |
| 10 | iii. Fixed Assets | -0- | -0- | -0- |
| 11 | <i>Sub-Total</i> | 445,729 | -0- | 445,729 |
| 12 | E. HOUSING AUTHORITY | | | |
| 13 | 1. Personnel | -0- | 51,210 | 51,210 |
| 14 | 2. Travel | -0- | -0- | -0- |
| 15 | 3. All Others | | | |
| 16 | i. Contr Serv. | -0- | -0- | -0- |
| 17 | ii. OCE | -0- | 5,700 | 5,700 |
| 18 | iii. Fixed Assets | -0- | -0- | -0- |
| 19 | <i>Sub-Total</i> | -0- | 56,910 | 56,910 |
| 20 | F. CEPA | | | |
| 21 | 1. Personnel | 165,287 | -0- | 165,287 |
| 22 | 2. Travel | 9,000 | -0- | 9,000 |
| 23 | 3. All Others | | | |
| 24 | i. Contr. Serv. | 75,690 | -0- | 75,690 |
| 25 | ii. OCE | 60,800 | -0- | 60,800 |
| 26 | iii. Fixed Assets | 34,372 | -0- | 34,372 |
| 27 | <i>Sub-Total</i> | 345,149 | -0- | 345,149 |
| 28 | G. BOARD OF EDUCATION | | | |
| 29 | 1. Personnel | -0- | -0- | -0- |
| 30 | 2. Travel | 8,598 | -0- | 8,598 |
| 31 | 3. All Others | | | |

| | | | | |
|----|-------------------------------------|------------------|----------------|------------------|
| 1 | i. Contr. Serv. | -0- | -0- | -0- |
| 2 | ii. OCE | 19,300 | -0- | 19,300 |
| 3 | iii. Fixed Assets | -0- | -0- | -0- |
| 4 | <i>Sub-Total</i> | <i>27,898</i> | -0- | <i>27,898</i> |
| 5 | H. PUBLIC SERVICE COMMISSION | | | |
| 6 | 1. Personnel | -0- | 115,527 | 115,527 |
| 7 | 2. Travel | -0- | 3,706 | 3,706 |
| 8 | 3. All Others | | | |
| 9 | i. Contr. Serv. | -0- | 25,000 | 25,000 |
| 10 | ii. OCE | -0- | 15,000 | 15,000 |
| 11 | iii. Fixed Assets | -0- | -0- | -0- |
| 12 | <i>Sub-Total</i> | -0- | <i>159,233</i> | <i>159,233</i> |
| 13 | I. CHUUK VISITORS BUREAU | | | |
| 14 | 1. Personnel | 52,892 | -0- | 52,892 |
| 15 | 2. Travel | 21,050 | -0- | 21,050 |
| 16 | 3. All Others | | | |
| 17 | i. Contr Serv. | 67,891 | -0- | 67,891 |
| 18 | ii. OCE | 32,918 | -0- | 32,918 |
| 19 | iii. Fixed Assets | -0- | -0- | -0- |
| 20 | <i>Sub-Total</i> | <i>174,751</i> | -0- | <i>174,751</i> |
| 21 | J. COMPACT FUNDS CONTROL COMMISSION | | | |
| 22 | 1. Personnel | 20,278 | -0- | 20,278 |
| 23 | 2. Travel | 20,050 | -0- | 20,050 |
| 24 | 3. All Others | | | |
| 25 | i. Contr Serv. | 247,028 | -0- | 247,028 |
| 26 | ii. OCE | 49,500 | -0- | 49,500 |
| 27 | iii. Fixed Assets | 10,000 | -0- | 10,000 |
| 28 | <i>Sub-Total</i> | <i>346,856</i> | -0- | <i>346,856</i> |
| 29 | TOTAL | 1,340,383 | 574,841 | 1,915,224 |

30 **Tetten 8. Mwonien Amwokutun ekkewe Ekkoch Programs/Grants.** Ewe
31 ukukun \$11,089,758, ika fite ukukun epwe naaf, iei a kawor seni ewe Mwonienapen ewe

1 Mwun Chuuk ren ewe fiscal year epwe mwuchuno non September 30, 2015, ren fan
 2 asengesin mwonien amwokutun ekkewe Ekkoch State Programs. Ewe Kepina epwe
 3 wisen allottee won ekkwe mwoni. Ekkewe mwoni epwe iei ussun nounoun:

| 4 | ACTIVITIES | COMPACT | LOCAL | TOTAL |
|----|------------------------|----------------|----------------|----------------|
| 5 | A. Municipal Operation | | | |
| 6 | 1. Personnel | -0- | -0- | -0- |
| 7 | 2. Travel | -0- | -0- | -0- |
| 8 | 3. All Others | | | |
| 9 | i. Contr Serv. | -0- | -0- | -0- |
| 10 | ii. OCE | -0- | 420,000 | 420,000 |
| 11 | iii. Fixed Assets | -0- | -0- | -0- |
| 12 | <i>Sub-Total</i> | -0- | <i>420,000</i> | <i>420,000</i> |
| 13 | B. Non Public School | | | |
| 14 | 1. Personnel | -0- | -0- | -0- |
| 15 | 2. Travel | -0- | -0- | -0- |
| 16 | 3. All Others | | | |
| 17 | i. Contr Serv. | -0- | -0- | -0- |
| 18 | ii. OCE | 200,000 | -0- | 200,000 |
| 19 | iii. Fixed Assets | -0- | -0- | -0- |
| 20 | <i>Sub-Total</i> | <i>200,000</i> | -0- | <i>200,000</i> |
| 21 | C. Rural Development | | | |
| 22 | 1. Personnel | -0- | 24,300 | 24,300 |
| 23 | 2. Travel | -0- | -0- | -0- |
| 24 | 3. All Others | | | |
| 25 | i. Contr Serv. | -0- | -0- | -0- |
| 26 | ii. OCE | -0- | 1,200 | 1,200 |
| 27 | iii. Fixed Assets | -0- | -0- | -0- |
| 28 | <i>Sub-Total</i> | -0- | <i>25,500</i> | <i>25,500</i> |
| 29 | D. DAS Oversight | | | |
| 30 | 1. Personnel | 132,562 | -0- | 132,562 |
| 31 | 2. Travel | 34,240 | -0- | 34,240 |

| | | | | |
|----|--------------------------------|----------------|---------------|----------------|
| 1 | 3. All Others | | | |
| 2 | i. Contr Serv. | 180,934 | -0- | 180,934 |
| 3 | ii. OCE | 18,866 | -0- | 18,866 |
| 4 | iii. Fixed Assets | -0- | -0- | -0- |
| 5 | <i>Sub-Total</i> | <i>366,602</i> | -0- | <i>366,602</i> |
| 6 | E. Peace Corps Office | | | |
| 7 | 1. Personnel | -0- | -0- | -0- |
| 8 | 2. Travel | -0- | -0- | -0- |
| 9 | 3. All Others | | | |
| 10 | i. Contr Serv. | -0- | 15,600 | 15,600 |
| 11 | ii. OCE | -0- | -0- | -0- |
| 12 | iii. Fixed Assets | -0- | -0- | -0- |
| 13 | <i>Sub-Total</i> | -0- | <i>15,600</i> | <i>15,600</i> |
| 14 | F. Political Status Commission | | | |
| 15 | 1. Personnel | -0- | -0- | -0- |
| 16 | 2. Travel | -0- | -0- | -0- |
| 17 | 3. All Others | | | |
| 18 | i. Contr Serv. | -0- | -0- | -0- |
| 19 | ii. OCE | -0- | -0- | -0- |
| 20 | iii. Fixed Assets | -0- | -0- | -0- |
| 21 | <i>Sub-Total</i> | -0- | -0- | -0- |
| 22 | G. CSBDC (Small Business) | | | |
| 23 | 1. Personnel | 49,319 | -0- | 49,319 |
| 24 | | | | |
| 25 | 2. Travel | 17,604 | -0- | 17,604 |
| 26 | 3. All Others | | | |
| 27 | i. Contr Serv. | 16,441 | -0- | 16,441 |
| 28 | ii. OCE | 25,996 | -0- | 25,996 |
| 29 | | | | |
| 30 | iii. Fixed Assets | -0- | -0- | -0- |
| 31 | <i>Sub-Total</i> | <i>109,360</i> | -0- | <i>109,360</i> |

| | | | | |
|----|----------------------------|---------|---------|---------|
| 1 | H. AG office Training Prog | | | |
| 2 | 1. Personnel | -0- | -0- | -0- |
| 3 | 2. Travel | -0- | -0- | -0- |
| 4 | 3. All Others | | | |
| 5 | i. Contr Serv. | -0- | -0- | -0- |
| 6 | ii. OCE | -0- | -0- | -0- |
| 7 | iii. Fixed Assets | -0- | -0- | -0- |
| 8 | <i>Sub-Total</i> | -0- | -0- | -0- |
| 9 | I. COM Land Grant | | | |
| 10 | 1. Personnel | 58,653 | -0- | 58,653 |
| 11 | 2. Travel | 2,500 | -0- | 2,500 |
| 12 | 3. All Others | | | |
| 13 | i. Contr Serv. | 3,000 | -0- | 3,000 |
| 14 | ii. OCE | 25,584 | -0- | 25,584 |
| 15 | iii. Fixed Assets | 18,000 | -0- | 18,000 |
| 16 | <i>Sub-Total</i> | 107,737 | -0- | 107,737 |
| 17 | J. IMF | | | |
| 18 | 1. Personnel | -0- | -0- | -0- |
| 19 | 2. Travel | -0- | -0- | -0- |
| 20 | 3. All Others | | | |
| 21 | i. Contr Serv. | -0- | -0- | -0- |
| 22 | ii. OCE | -0- | -0- | -0- |
| 23 | iii. Fixed Assets | -0- | 456,004 | 456,004 |
| 24 | <i>Sub-Total</i> | -0- | 456,004 | 456,004 |
| 25 | K. PSC | | | |
| 26 | 1. Personnel | -0- | -0- | -0- |
| 27 | 2. Travel | -0- | -0- | -0- |
| 28 | 3. All Others | | | |
| 29 | i. Contr Serv. | -0- | -0- | -0- |
| 30 | ii. OCE | -0- | -0- | -0- |
| 31 | iii. Fixed Assets | -0- | -0- | -0- |

| | | | | |
|----|--------------------------|-----------|--------|-----------|
| 1 | <i>Sub-Total</i> | -0- | -0- | -0- |
| 2 | L. Chuuk House | | | |
| 3 | 1. Personnel | -0- | 42,750 | 42,750 |
| 4 | 2. Travel | -0- | -0- | -0- |
| 5 | 3. All Others | | | |
| 6 | i. Contr Serv. | -0- | 6,300 | 6,300 |
| 7 | ii. OCE | -0- | 23,332 | 23,332 |
| 8 | iii. Fixed Assets | -0- | -0- | -0- |
| 9 | <i>Sub-Total</i> | -0- | 72,382 | 72,382 |
| 10 | M. Public Infra Grant | | | |
| 11 | 1. Personnel | -0- | -0- | -0- |
| 12 | 2. Travel | -0- | -0- | -0- |
| 13 | 3. All Others | | | |
| 14 | i. Contr Serv. | -0- | -0- | -0- |
| 15 | ii. OCE | -0- | -0- | -0- |
| 16 | iii. Fixed Assets | 9,120,073 | -0- | 9,120,073 |
| 17 | <i>Sub-Total</i> | 9,120,073 | -0- | 9,120,073 |
| 18 | N. Planning & Statistics | | | |
| 19 | 1. Personnel | -0- | -0- | -0- |
| 20 | 2. Travel | 8,000 | -0- | 8,000 |
| 21 | 3. All Others | | | |
| 22 | i. Contr Serv. | 96,300 | -0- | 96,300 |
| 23 | ii. OCE | 27,200 | -0- | 27,200 |
| 24 | iii. Fixed Assets | -0- | -0- | -0- |
| 25 | <i>Sub-Total</i> | 131,500 | -0- | 131,500 |
| 26 | O. Airport Training Prog | | | |
| 27 | 1. Personnel | -0- | -0- | -0- |
| 28 | 2. Travel | 30,000 | -0- | 30,000 |
| 29 | 3. All Others | | | |
| 30 | i. Contr Serv. | -0- | -0- | -0- |
| 31 | ii. OCE | -0- | -0- | -0- |

| | | | | |
|----|------------------------------------|-------------------|------------------|-------------------|
| 1 | iii. Fixed Assets | -0- | -0- | -0- |
| 2 | <i>Sub-Total</i> | <i>30,000</i> | -0- | <i>30,000</i> |
| 3 | P. Overseas Development Assistance | | | |
| 4 | 1. Personnel | -0- | -0- | -0- |
| 5 | 2. Travel | -0- | -0- | -0- |
| 6 | 3. All Others | | | |
| 7 | i. Contr Serv. | -0- | 30,000 | 30,000 |
| 8 | ii. OCE | -0- | -0- | -0- |
| 9 | iii. Fixed Assets | -0- | -0- | -0- |
| 10 | <i>Sub-Total</i> | -0- | <i>30,000</i> | <i>30,000</i> |
| 11 | Q. MLSC | | | |
| 12 | 1. Personnel | -0- | -0- | -0- |
| 13 | 2. Travel | -0- | -0- | -0- |
| 14 | 3. All Others | | | |
| 15 | i. Contr Serv. | -0- | -0- | -0- |
| 16 | ii. OCE | -0- | 5,000 | 5,000 |
| 17 | iii. Fixed Assets | -0- | -0- | -0- |
| 18 | <i>Sub-Total</i> | -0- | <i>5,000</i> | <i>5,000</i> |
| 19 | <i>Sub-Total</i> | <i>10,065,272</i> | <i>1,024,486</i> | <i>11,089,758</i> |
| 20 | GRAND TOTAL | 34,597,450 | 7,055,534 | 41,652,984 |

21 **Tetten 9. Chochoon Chon Angang:** Ewe aukukun chochoon chon angang fan
22 nurun ei Namopwung a forata ew oukukun chon angang mi wor non ewe Mwun Chuuk
23 ekkewe ra mumuta an epwe iei ussun mei affatetiwi me fan:

| | | | |
|----|----------------------------------|--|-----|
| 24 | A. EXECUTIVE BRANCH | | |
| 25 | 1. Health Services | | 429 |
| 26 | 2. Education | | 834 |
| 27 | 3. Administrative Services | | 74 |
| 28 | 4. Marine Resources | | 24 |
| 29 | 5. Agriculture | | 47 |
| 30 | 6. Public Works & Transportation | | 83 |
| 31 | 7. Public Safety | | 111 |

| | | |
|----|------------------------------------|-------|
| 1 | 8. Governor's Office | 11 |
| 2 | 9. Attorney General | 10 |
| 3 | B. LEGISLATIVE BRANCH | 75 |
| 4 | C. JUDICIARY BRANCH | 24 |
| 5 | D. PUBLIC AUDITOR | 5 |
| 6 | E. BOARDS & COMMISSIONS: | |
| 7 | 1. Land Commission | 10 |
| 8 | 2. Election Board | 8 |
| 9 | 3. Environmental Protection Agency | 11 |
| 10 | 4. Housing Authority | 5 |
| 11 | 5. Public Service Commission | 10 |
| 12 | 6. Visitors Bureau | 4 |
| 13 | 7. Recreation Board | 0 |
| 14 | 8. Scholarship Board | 2 |
| 15 | 9. Independent Prosecutor | 0 |
| 16 | 10. Board of Education | 0 |
| 17 | 11. CFCC | 0 |
| 18 | 12. Small Business | 4 |
| 19 | 13. Rural Development | 2 |
| 20 | 14. COM Land Grant | 9 |
| 21 | 15. DAS Oversight | 4 |
| 22 | TOTAL | 1,796 |

23 **Tetten 10. Amasowen Angang mi Ponnuno** . Amasowen Angang mi
24 Ponnuno. Ammasowa ese nifinifin neni mi ponnuno fan iten katoun chon angang fiti
25 pwungun ewe State Mandatory Retirement Act mi pinepin me non ei Namopwung. Neni
26 meinisin mi ponnuno repwe chok ponnuno non nangatamen pchokkunen ei Namopwung.
27 Ewe oukukun chon angang me asan mi affat me non ei tetten epwe weeneiti iteiten putai
28 are ofes non ewe Pekin Apochokkuna Annuk ewe Aneepwung. Pekin Kopwung, ewe
29 Ofesin Public Auditor, ekkewe board, me Commissions. Ewe oukukun chon angang mi
30 affat mei weneiti meinisin chon angangen contract nakattaman mi tori ew ier are nap
31 seni. Ew kapacheta ngeni ewe oukukun chon angang mi affat me asan eapw wor


1 pochokkunan me repwe chok pusin tottonuno me non forun pwachetin ewe State repwe
2 tapweto me mwirin. Emon chon angang mi katonong nge ese fiti pwungun ei
3 namopwung esap nomw non tettenin chon angang mi katonong fiti pwungun annuk, iwe
4 esap angei mwo och sakkun tufich mi kawor fan iten chon angang.

5 **Tetten 11. Siwinin Nounoun Mwoni.** Allottees won ekkei mwoni mi kawor me
6 mumuta an epwe siwin nounoun esapw nap seni engon me nimu (15%) percent ewe
7 mwoni a kawor non ei annuk. Reprogram epwe mumuta won met nusun mwoni minne
8 esap niwinin chon angang nefinen mwonien ewe Department ika Ofes, me reprogram
9 epwe fis ngeni ekkewe mwoni mei kawor nounoun non annuk pachenong ekkewe
10 mwonien Compact Sector Grants. Iei, minne, ekkewe allottees won ekkewe mwoni epwe
11 reprogrammed ike reallocated repwe esinesin, sain me kopwunguno seni ekkewe
12 Presiding Officers non ewe Aneepwungun Mwun Chuuk fan itan an epwe wor
13 pochokkunan.


14 **Tetten 12. Tipeew Ngeni Nounoun, Nounano, me Eniwini Mwoni.** Mwoni
15 meinisin mi kawor fan pwungun ei Namopwung repwe allotted, katowu me amwokut fiti
16 pwungun ewe State Financial Management Act, ewe Contract Bidding Law me ekkewe
17 annukun State mi weneiti pekin mwoni. Iteiten allottee fan nurun ei Namopwung epwe
18 pusin mesemes won ekkewe mwoni ar repwe nounouno fan iten ekkewe chok popun
19 minne ra mumuta me kawor ren, me esapa wor nounoun mwoni epwe wate seni ewe
20 ukukun mi kawor. Chinoon chok mei affat me non ei Namopwung ren meinisin mwoni
21 epwe it nounoun nesopwonoon fiscal year 2015 epwe niwin sefan ngeni ewe
22 Mwonienapen Mwun Chuuk ren pwan ekkoch kaworen nounoun mwoni.

23 **Tetten 13. Poputan Pochokkunan.** Ei Namopwung epwe poputa pochokkunan
24 fansoun a kopwunguno seni ewe Kepina, ika fansoun chok a winiti annuk won pwusin
25 winikapan.

Sain seni:



Mark Mailo, President
Senate
Aneepwungun Mwun Chuuk

Annetata:



Songkinita Bossy, Chief Clerk
Senate
Aneepwungun Mwun Chuuk

Pwinin maram:

May 19, 2014

Sain seni: 
Innocente I. Onisom, Speaker
Utten Representatives
Aneepwungun Chuuk

Annetata:


Florence P. Stanley, Chief Clerk
Utten Representatives
Aneepwungun Mwun Chuuk

Pwinin maram: 5/19/14

Kopwunguno seni: _____
Johnson Elimo, Kepina
Mwun Chuuk

Pwinin maram: _____

Uruwon : S.B.NO: 12-32;SD1;HD2;JCD2
: S.S.C.R. NO: 12-2R-08
: H.S.C.R. NO: 12-2R-
: J.C.C.R. NO: 12-2R-01(a)